


MANUAL OF LED PANEL LIGHT

300x300mm (1ft x1ft)




I. Main Features

1. Ultra-thin design with uniformly edge-light emitting.
2. Super bright light source: LumenMax SMD LED chips.
3. Extra insulation design capable of withstanding high voltage up to 3750V.
4. High power efficiency with UL listed LED driver.
5. Instant-start luminaries without delay. Shock and vibration resistant
6. Eco-friendly, no flicker, no UV or infrared radiation, mercury free, no RF interference.
7. Easy installation and ideal replacement for traditional panel light, florescent light and grid light.
8. Excellent energy saving: 55%-70% electricity cost less than that of traditional panel light
9. Professional thermal management ensures long life-span of over 50,000 hours.
10. Suitable for applications in commercial lighting, decorative lighting and office lighting.
11. Single color, RGB and dimmable panel lights are available upon request.

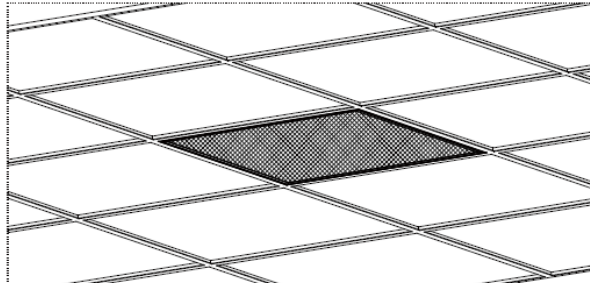
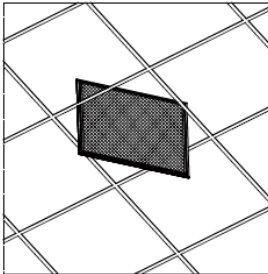
II. Technical Specifications

Model No.	TA-PL0303-18W			TA-PL0303-24W			TA-PL0303-30W		
Order No.	TA-PL0303-18W-WW	TA-PL0303-18W-PW	TA-PL0303-18W-CW	TA-PL0303-24W-WW	TA-PL0303-24W-PW	TA-PL0303-24W-CW	TA-PL0303-30W-WW	TA-PL0303-30W-PW	TA-PL0303-30W-CW
Dimension	300 x 300 x11mm								
Power Consumption	18W			24W			30W		
Input Voltage & Frequency	80-265VAC 50/60Hz								
Light Source (Lumenmax)	SMD 3014 x 160pcs			SMD 3014 x 220pcs			SMD 3014 x 300pcs		
Color Temperature	2700-3700K	4000-5300K	5500-6700K	2700-3700K	4000-5300K	5500-6700K	2700-3700K	4000-5300K	5500-6700K
Luminous Flux	1100-1450lm			1600-1900lm			2100-2500lm		
CRI (Ra)	≥75@6500K (≥80@3000K)								

Beam Angle	120°
Working Temperature	-20°C~65°C(10%~90%RH)
Housing Material	Aluminum Alloy Frame + PMMA Cover
IP Rating	IP42
LED Lifespan	50,000 hrs
Weight	G.W . 1.5kg/pc N.W. 1.2kg/pc
Package	1 pc in Individual Inner Box and 5 pcs in Carton, Carton Dimension: 420 x 420 x 170mm
Warranty	2 years
Options	Single color, RGB and dimmable panel lights are available upon request
Certificate	

III. Installation

(1) Flush Mount to False Ceiling



(2) Suspended Mount

